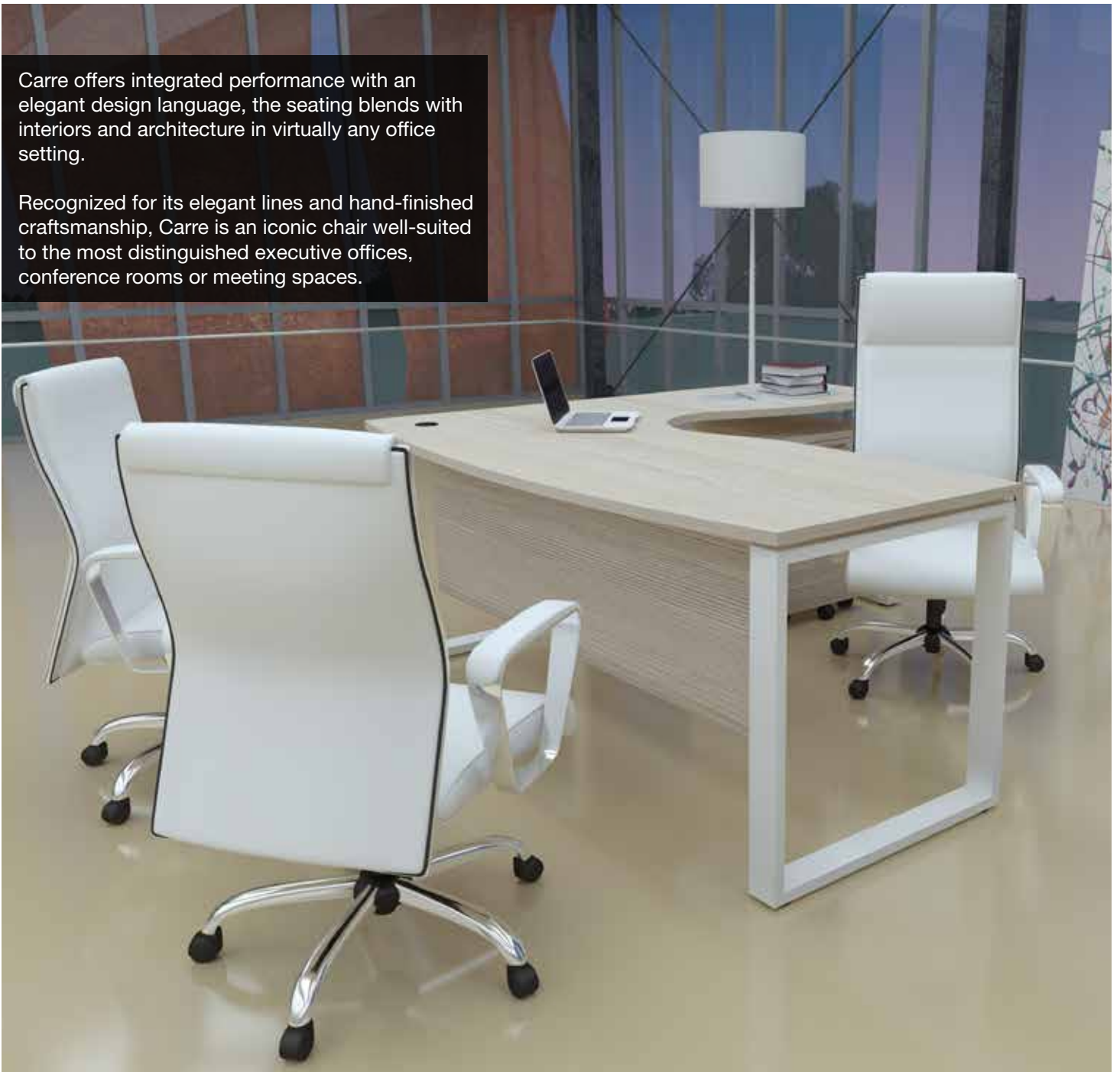


CARRE



Carre offers integrated performance with an elegant design language, the seating blends with interiors and architecture in virtually any office setting.

Recognized for its elegant lines and hand-finished craftsmanship, Carre is an iconic chair well-suited to the most distinguished executive offices, conference rooms or meeting spaces.



Features




01 Leather padded chrome ring armrest

Chrome ring arms with padding for superior support, classy look and enhanced comfort.




04 Point synchronized mechanism

Point synchronized technology with multi-locking mechanism, not only allows separate tilting of backrest and seating in different angles, but more advance with multi angle locker helps user to control over maximum levels of tilting angles depending on preferred working postures, making every seating position a perfect balanced environment.



02 Polyurethane moulded foam

High density polyurethane moulded foam come with fire retardant feature, gives the seat flexibility to conform user seating posture, provides great support and best comfort even for long seating hours.



05 Tilting tension adjustment

The seat plate and backrest tilt independently in response to the body sitting motion, giving full support and maximize comfort.



03 Adjustable seat height





Pneumatic height adjustment allows individuals to set a comfortable position with feel flat on the floor for good postural support.



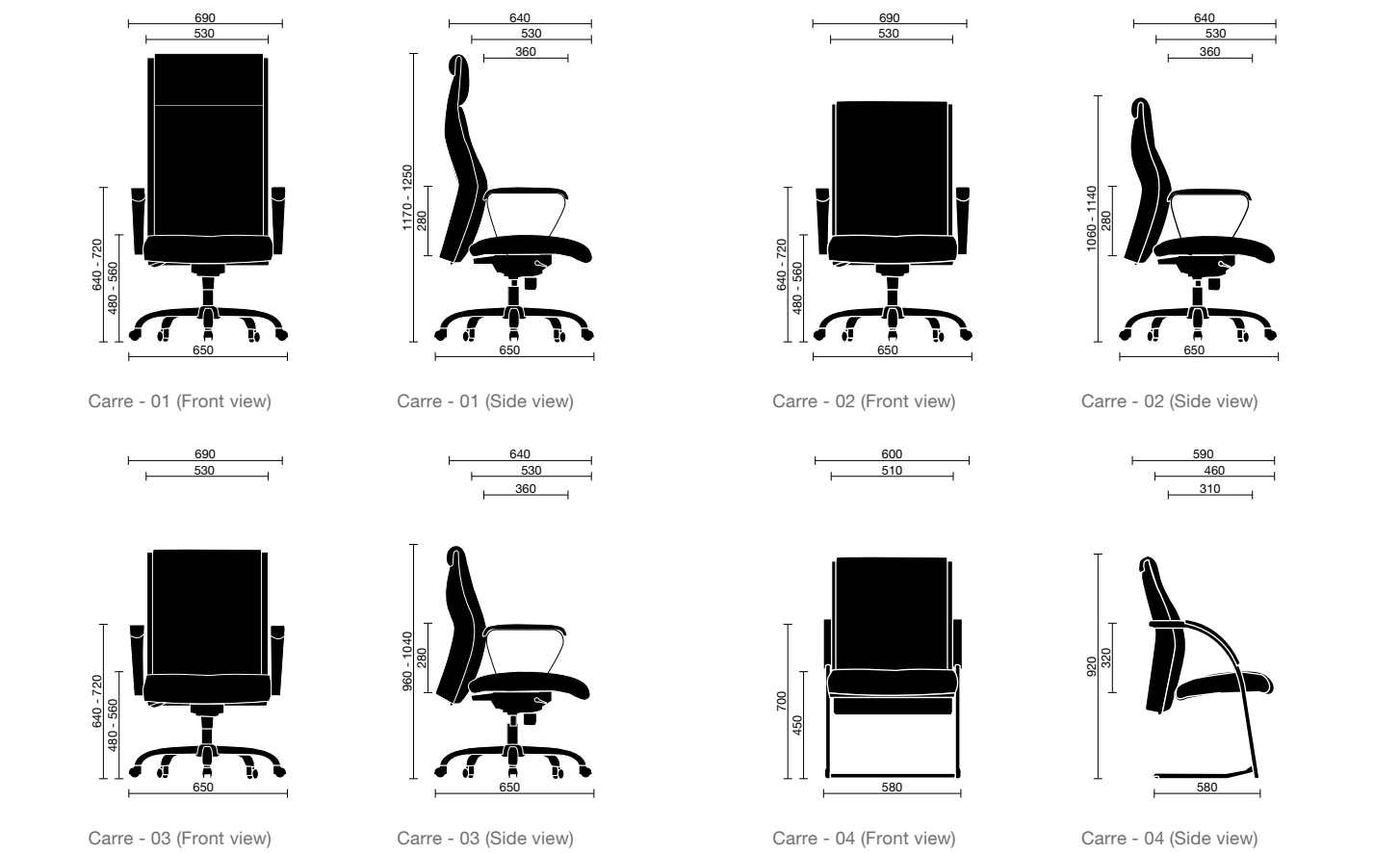
06 Steel chrome base

5 pronged chrome steel base with sturdy 54mm dual-wheel nylon castors.

Overview

| | |  |  |  |  |
|------------|------------------------------|---|--|---|---|
| | | CARRE - 01 | CARRE - 02 | CARRE - 03 | CARRE - 04 |
| Armrests | Fixed | ● | ● | ● | ● |
| Seat | Polyurethane moulded foam | ● | ● | ● | ● |
| Upholstery | PU leather / Leather | ● | ● | ● | ● |
| Mechanism | Point synchronized mechanism | ● | ● | ● | ○ |
| Base | Steel chrome base | ● | ● | ● | ○ |
| | Cantilever chrome base | ○ | ○ | ○ | ● |

Dimensions



*All dimensions in mm.